

Independent Auditor's Report

To the Members of M/s. Grand Continent Hotels Private Limited

Report on the standalone Financial Statements

Opinion

We have audited the accompanying Standalone financial statements of M/s. **Grand Continent Hotels Private Limited** ("**the Company**") which comprises the Balance Sheet as at March 31, 2023, the Statement of Profit and Loss for the year ended, the cash flow statement and notes to the financial statements, including a summary of significant accounting policies and other explanatory information.

In our opinion and to the best of our information and according to the explanations given to us, the aforesaid standalone financial statements give the information required by the Act in the manner so required and give a true and fair view in conformity with the accounting principles generally accepted in India, of the state of affairs of the Company as at March 31, 2023, and *profit* and its cash flows for the year ended on that date.


Basis for Opinion

We conducted our audit in accordance with the Standards on Auditing (SAs) specified under Section 143(10) of the Act. Our responsibility under those Standards are further described in the Auditor's Responsibilities for the Audit of the Financial Statements section of our report. We are independent of the Company in accordance with the Code of Ethics issued by the Institute of Chartered Accountants of India (ICAI) together with the ethical requirements that are relevant to our audit of the financial statements under the provisions of the Act and the Rules thereunder, and we have fulfilled our other ethical responsibilities in accordance with these requirements and the ICAI's Code of Ethics. We believe that the audit evidence we have obtained is sufficient and appropriate to provide a basis for our opinion on the financial statements.

Information other than the Financial Statements and Auditors Report thereon

The Company's Board of Directors are responsible for the other information. The other information comprises the information included in the Board of Director's report but does not include the financial statements and our auditor's report thereon. Our opinion on the financial statements does not cover the other information and we do not express any form of assurance conclusion thereon.

In connection with our audit of the financial statements, our responsibility is to read the other information and in doing so, consider whether the other information is materially inconsistent with the financial statement, or our knowledge obtained in the audit or otherwise appears to be materially misstated. If, based on the work we have performed, we conclude that there is a material misstatement of this other information, we are required to report that fact. We have nothing to report in this regard.



Responsibility of Management and those charged with governance for the Standalone Financial Statements

The Company's Board of Directors is responsible for the matters stated in section 134(5) of the Companies Act, 2013 ("the Act") with respect to the preparation of these standalone financial statements that give a true and fair view of the financial position, financial performance and cash flows of the Company in accordance with the accounting principles generally accepted in India, including the accounting Standards specified under section 133 of the Act, read with the Companies (Accounting Standards) Rules, 2021. This responsibility also includes maintenance of adequate accounting records in accordance with the provisions of the Act for safeguarding of the assets of the Company and for preventing and detecting frauds and other irregularities; selection and application of appropriate implementation and maintenance of accounting policies; making judgments and estimates that are reasonable and prudent; and design, implementation and maintenance of adequate internal financial controls, relevant to the preparation and presentation of the financial statement that give a true and fair view and are free from material misstatement, whether due to fraud or error.

In preparing the financial statements, management is responsible for assessing the Company's ability to continue as a going concern, disclosing, as applicable, matters related to going concern and using the going concern basis of accounting unless management either intends to liquidate the Company or to cease operations, or has no realistic alternative but to do so. Those Board of Directors are also responsible for overseeing the company's financial reporting process.

Auditor's Responsibility for the Audit of the Financial Statements

Our objectives are to obtain reasonable assurance about whether the financial statements as a whole are free from material misstatement, whether due to fraud or error, and to issue an auditor's report that includes our opinion. Reasonable assurance is a high level of assurance but is not a guarantee that an audit conducted in accordance with SAs will always detect a material misstatement when it exists. Misstatements can arise from fraud or error and are considered material if, individually or in the aggregate, they could reasonably be expected to influence the economic decisions of users taken on the basis of these financial statements.

As part of an audit in accordance with SAs, we exercise professional judgment and maintain professional skepticism throughout the audit. We also:

- Identify and assess the risks of material misstatement of the financial statements, whether due to fraud or error, design and perform audit procedures responsive to those risks, and obtain audit evidence that is sufficient and appropriate to provide a basis for our opinion. The risk of not detecting a material misstatement resulting from fraud is higher than for one resulting from error, as fraud may involve collusion, forgery, intentional omissions, misrepresentations, or the override of internal control.
- Obtain an understanding of internal control relevant to the audit in order to design audit procedures that are appropriate in the circumstances but not for the purpose of expressing an opinion on the effectiveness of the Company's internal control.
- Evaluate the appropriateness of accounting policies used and the reasonableness of accounting estimates and related disclosures made by management.
- Conclude on the appropriateness of management's use of the going concern basis of accounting and, based on the audit evidence obtained, whether a material uncertainty exists related to events or conditions that may cast significant doubt on the Company's ability to continue as a going concern. If we conclude that a material uncertainty exists, we are required to draw attention in our auditor's report to the related disclosures in the financial statements or, if such disclosures are inadequate, to modify our opinion. Our conclusions are based on the audit evidence obtained up to the date of our auditor's report. However, future events or conditions may cause the Company to cease to continue as a going concern.
- Evaluate the overall presentation, structure and content of the financial statements, including the disclosures, and whether the financial statements represent the underlying transactions and events in a manner that achieves fair presentation.



We communicate with those charged with governance regarding, among other matters, the planned scope and timing of the audit and significant audit findings, including significant deficiencies in internal control that we identify during our audit.

We also provide those charged with governance with a statement that we have complied with relevant ethical requirements regarding independence, and to communicate with them all relationships and other matters that may reasonably be thought to bear on our independence, and where applicable, related safeguards.


Report on Other Legal and Regulatory Requirements

This report does not contain a statement on the matters specified in paragraphs 3 and 4 of 'The Companies (Auditor's Report) Order, 2020' issued by the Central Government of India in terms of sub-section (11) of Section 143 of the Act as, in our opinion and according to the information and explanations given to us, the Order is not applicable in the case of the Company.

As required by Section 143(3) of the Act, we report that:

- a) We have sought and obtained all the information and explanations which to the best of our knowledge and belief were necessary for the purposes of our audit;
- b) In our opinion, proper books of account as required by law have been kept by the Company so far as it appears from our examination of those books;
- c) The Balance Sheet and the Statement of Profit and Loss and the Cash flow statement dealt with by this Report are in agreement with the books of account;
- d) In our opinion, the aforesaid standalone financial statements comply with the Accounting Standards specified under Section 133 of the Act, read with Companies (Accounting Standards) Rules, 2021;
- e) On the basis of the written representations received from the directors as on 31st March, 2023 taken on record by the Board of Directors, none of the directors is disqualified as on 31st March, 2023 from being appointed as a director in terms of Section 164 (2) of the Act;
- f) With reference to the notification no. G.S.R. 583(E) dated 13th June, 2017 reporting requirements on Internal Financial Control will not be applicable to this company;
- g) The provisions of section 197 read with Schedule V of the Act relating to managerial remuneration are not applicable to the company for the year ended March 31, 2023; and
- h) With respect to the other matters to be included in the Auditor's Report in accordance with Rule 11 of the Companies (Audit and Auditors) Rules, 2014, in our opinion and to the best of our information and according to the explanations given to us:
 - i. The Company does not have any pending litigations which would impact its financial position;
 - ii. The Company did not have any long-term contracts including derivative contracts for which there were any material foreseeable losses;
 - iii. There were no amounts which were required to be transferred to the Investor Education and Protection Fund by the Company;
 - iv. (a) The management has represented that, to the best of its knowledge and belief, no funds have been advanced or loaned or invested (either from borrowed funds or share premium or any other sources or kind of funds) by the Company to or in any other person or entity, including foreign entity ("Intermediary"), with the understanding, whether recorded in writing or otherwise, that the Intermediary shall, whether, directly or indirectly lend or invest in other persons or entities identified in any manner whatsoever by or on behalf of the Company ("Ultimate Beneficiary") or provide any guarantee, security or the like on behalf of the Ultimate Beneficiary;

(b) The management has represented that, to the best of its knowledge and belief, no funds have been received by the Company from any person or entity, including foreign entity ("Funding Party"), with the understanding, whether recorded in writing or otherwise, that the Company shall, whether, directly or



indirectly, lend or invest in other persons or entities identified in any manner whatsoever by or on behalf of the Funding Party ("Ultimate Beneficiary") or provide any guarantee, security or the like on behalf of the Ultimate Beneficiary; and

(c) Based on such audit procedures performed that have been considered reasonable and appropriate in the circumstances, nothing has come to our notice that has caused us to believe that the representations under sub-clause (a) and (b) contain any material misstatement.

- v. No dividend has been declared or paid during the year by the company; and
- vi. As proviso to Rule 3(1) of the Companies (Accounts) Rules, 2014 is applicable for the Company only w.e.f. April 1, 2023, reporting under this clause is not applicable.

For K Srirangarajan & Associates
Chartered Accountants
(Firm Registration No: 004067S)



K Srirangarajan
Proprietor
M No: 026104

Place: Bangalore
Date: 30-09-2023
UDIN: 23026104BGUBIU7884

GRAND CONTINENT HOTELS PRIVATE LIMITED
 Old no.23, New no.51, Eldams Road, Alwarpet, Chennai, TN 600018 IN
 CIN: U55101TN2011PTC083100

Balance sheet as at 31st March 2023

Particulars		Note No.	31 March 2023		31 March 2022	
I. EQUITY AND LIABILITIES						
1	Shareholders' Funds					
	(a) Share Capital	1	1,01,00,000		1,01,00,000	
	(b) Reserves and Surplus	2	(94,56,200)		(2,78,74,798)	
	(c) Money Received Against Share Warrants		-	6,43,800	-	(1,77,74,798)
2	Non-Current Liabilities					
	(a) Long-Term Borrowings	3	34,34,06,982		34,72,33,828	
	(b) Deferred Tax Liabilities (Net)	4	-		-	
	(c) Other Long-Term Liabilities		-	34,34,06,982	-	34,72,33,828
3	Current Liabilities					
	(a) Trade Payables	5	41,32,919		35,26,597	
	(b) Other Current Liabilities	6	1,42,56,122		52,50,806	
	(c) Short term provisions	7	32,800	1,84,21,841	40,000	88,17,403
Total				36,24,72,623		33,82,76,433
II. ASSETS						
1	Non-Current Assets					
	(a) Property plant and equipment and Intangible assets					
	(i) Property, Plant and Equipment	8	27,17,28,946		27,50,07,577	
	(ii) Capital work-in-progress		38,35,637		-	
	(b) Non-current investments	9	2,04,96,124		-	
	(c) Long-Term Loans and Advances	10	3,65,25,000	33,25,85,707	2,20,25,000	29,70,32,577
2	Current Assets					
	(a) Trade receivables	11	93,54,812		1,99,30,049	
	(b) Cash and Cash Equivalents	12	29,39,000		42,18,179	
	(c) Short-Term Loans and Advances	13	1,64,33,104		1,57,90,628	
	(d) Other Current Assets	14	11,60,000	2,98,86,916	13,05,000	4,12,43,856
Total				36,24,72,623		33,82,76,433

The Notes referred to above form an integral part of the Financial Statement

As per our report of even date attached
 for **K Srirangarajan & Associates**
 Chartered Accountants
 ICAI FRN: 0040675

K Srirangarajan
 Proprietor
 Membership No: 026104
 Place: Bangalore
 Date: 30-09-2023

For and on behalf of the Board of Directors

For Grand Continent Hotels Pvt. L.d

Vittal Vidyamresh
 Director
 DIN: 02192241
 Place: Bangalore
 Date: 30-09-2023

Ramesh Shiva
 Director
 DIN: 02439438
 Place: Bangalore
 Date: 30-09-2023

Statement of Profit & Loss for the year ended 31st March 2023

Particulars		Note No.	1st April 2022 to 31st March 2023	1st April 2021 to 31st March 2022
I	Revenue from Operations	15	15,05,93,965	5,83,87,714
II	Other Income	16	26,19,306	3,573
III	TOTAL REVENUE (I + II)		15,32,13,271	5,83,91,287
IV	EXPENSES			
	Employee Benefit Expenses	17	2,41,60,369	1,08,30,662
	Finance Costs	18	3,55,12,932	3,07,53,465
	Depreciation and Amortization Expenses	19	1,01,77,447	97,82,640
	Other Expenses	20	6,49,43,925	2,48,85,671
	TOTAL EXPENSES		13,47,94,673	7,62,52,438
V	Profit before Exceptional and Extraordinary Items and Tax (III-IV)		1,84,18,598	(1,78,61,151)
VI	Exceptional Items		-	-
VII	Profit before Extraordinary Items and Tax		1,84,18,598	(1,78,61,151)
VIII	Extraordinary Items		-	-
IX	Profit Before Tax		1,84,18,598	(1,78,61,151)
X	Tax Expense			(84,78,486)
	Current Tax		-	-
	Deferred Tax		-	(84,78,486)
	Prior Years Tax Changes		-	-
XI	Profit/(Loss) for the period from Continuing Operations(IX-X)		1,84,18,598	(93,82,665)
XII	Profit/(Loss) from Discontinuing Operations		-	-
XIII	Tax Expense of Discontinuing Operations		-	-
XIV	Profit/(Loss) from Discontinuing Operations (after tax)(XII-XIII)		-	-
XV	Profit(Loss) for the Period(XI+XIV)		1,84,18,598	(93,82,665)
XVI	Earnings per Equity Share	21		
	-Basic		18.24	(9.29)
	-Diluted		18.24	(9.29)

The Notes referred to above form an integral part of the Financial Statement

for **K Srirangarajan & Associates**
 Chartered Accountants
 ICAI FRN: 0040678



K Srirangarajan
 Proprietor
 Membership No: 026104
 Place: Bangalore
 Date: 30-09-2023

For and on behalf of the Board of Directors

For Grand Continent Hotels Pvt. L.a
 For Grand Continent Hotels Pvt. L.a

Vittal Vidyaramesh
 Director
 DIN: 01137241
 Place: Bangalore
 Date: 30-09-2023


Ramesh Shiva
 Director
 DIN: 02449456
 Place: Bangalore
 Date: 30-09-2023

Cash Flow Statement for the year ended 31st March 2023

Particulars	1st April 2022 to 31st March 2023	1st April 2021 to 31st March 2022
Cash Flow from Operating activities:		
Operating Profit before Working capital Changes	1,84,18,598	(93,82,665)
Adjustments For:		
Depreciation	1,01,77,447	97,82,640
Deferred Tax	-	(84,78,486)
Finance cost	3,51,35,565	3,04,68,610
Income from Partnership firms	(24,00,000)	-
Trade & Other Receivables	(44,22,239)	(1,02,90,828)
Trade & Other Payables	96,04,438	(48,22,631)
Cash Flow From Operating Activities	6,65,13,809	72,76,640
Cash Flow From Before Extraordinary Items	6,65,13,809	72,76,640
Extra ordinary items:		
Net Cash Flow From Operating Activities(A)	6,65,13,809	72,76,640
Cash Flow From Investing Activities:		
Investment in Fixed Asset including capital work-in-progress	(1,07,34,453)	(73,14,842)
Investment in Partnership firms	(2,04,96,124)	-
Income from Partnership firms	24,00,000	-
Net Cash Flow From Investing Activities (B)	(2,88,30,577)	(73,14,842)
Cash Flow From Financing Activities		
Increase in equity Share Capital	-	-
Amounts borrowed during the year	(38,26,845)	3,35,29,343
Interest on loan	(3,51,35,565)	(3,04,68,610)
Net Cash From Financing Activities (C)	(3,89,62,411)	30,60,733
Net Increase/Decrease in Cash & Cash Equivalents (A+B+C)	(12,79,179)	30,22,533
Opening Cash & Cash Equivalents as at 1st April	42,18,179	11,95,647
Closing Cash and Cash Equivalents as at 31st March	29,39,000	42,18,179

Note: This cash flow statement is prepared in indirect method, as set out in para 18b of AS-3, companies (Accounting Standard) rules 2006

for **K Srirangarajan & Associates**
 Chartered Accountants
 ICAI FRN: 004067S



K Srirangarajan
 Proprietor
 Membership No: 026104
 Place: Bangalore
 Date: 30-09-2023

For and on behalf of the Board of Directors

For Grand Continent Hotels Pvt. L.L.D
For Grand Continent Hotels Pvt. L.L.D

Vittal Vidyanaramesh
 Director
 DIN: 02127241
 Place: Bangalore
 Date: 30-09-2023

Ramesh Shiva
 Director
 DIN: 02449456
 Place: Bangalore
 Date: 30-09-2023

1 Significant Accounting Policies and Notes to the financial statement

I Significant Accounting Policies

a) Basis of Accounting

The financial statements are prepared under the historical cost convention, in accordance with the provisions of the Companies Act, 2013 and the Companies (Accounting Standards) Rules, 2006 as adopted consistently by the company. All income and expenditure having a material bearing on the financial statements are recognised on accrual basis.

b) Use of estimates

The preparation of financial statements in conformity with Indian GAAP requires that the management makes estimates and assumptions that affect the reported amounts of assets and liabilities, disclosure of contingent liabilities as at the date of financial statements and results of operations during the reporting period end. Although these estimates are based on management's best knowledge of current events and actions, actual results could differ from these estimates.

c) Revenue Recognition

Revenue is recognized only when risks and rewards incidental to ownership are transferred to the customer, it can be reliably measured and it is reasonable to expect ultimate collection. Revenue from operations includes sale of goods, services, and sales during trial run period, adjusted for discounts (net).

d) Property, Plant and Equipment (PPE)

Property, Plant and Equipment assets are stated at cost less accumulated depreciation and impairment losses. The cost of Property, Plant and Equipment assets comprises its purchase price and any other cost attributable to bringing such assets to its working condition and intended use.

Borrowing costs directly attributable to acquisition of those assets which necessarily take a substantial period of time to get ready for their intended use are capitalised.

Advances paid towards the acquisition of Property, Plant and Equipment assets outstanding at each balance sheet date and the cost of those assets not ready for their intended use before such date are disclosed as capital work-in-progress. Expenditure directly relating to expansion is capitalised only if it increases the life or functionality of an asset beyond its original standard of performance.

e) Intangible Assets

The Company does not have any intangible asset during the current year.

f) Depreciation

Depreciation is provided on Straight Line Method (SLM) on a pro-rata basis from the date on which the asset is put to use based on the estimated useful life of the asset and as per the Company Law, as determined by the management.

Class of asset		Estimated Useful Life
1	Building	30
2	Plant and Machinery	15
3	Electrical Installations	10
4	Furniture and Fixtures	8
5	Vehicles	8



Significant Accounting Policies (Continued)

g) Impairment of assets

The Company assesses at each balance sheet date whether there is any indication that an asset may be impaired. If any such indication exists, the Company estimates the recoverable amount of the asset. If such recoverable amount of the asset or the recoverable amount of the cash generating unit to which the asset belongs is less than its carrying amount, the carrying amount is reduced to its recoverable amount. The reduction is treated as an impairment loss and is recognised in the Profit and Loss Account. If at the balance sheet date there is an indication that if a previously assessed impairment loss no longer exists, the recoverable amount is reassessed and the asset is reflected at the recoverable amount, subject to a maximum of depreciated historical cost.

h) Leases

Lease where the lessor effectively retains substantially all the risks and benefits of ownership of the leased item are classified as operating leases. Operating lease payments are recognised as an expense in the Profit and Loss Account.

i) Employee Benefits

(i) Short Term Employee benefits

All employees' benefits payable wholly within 12 months of rendering service are classified as short term employees' benefits. Benefits such as salaries, performance bonus and short term compensated absences etc. and the expected cost of bonus /ex-gratia are recognised in the period in which the employee renders the related services.

(ii) Gratuity

The provisions of Payment of Gratuity act, 1972 is not applicable to the company, as there are no eligible employees under the act. Accordingly, no provisions for gratuity payable is made.

j) Income taxes

(i) Current tax

Current tax is the amount of income tax determined to be payable in respect of taxable income as computed under the tax laws. The losses incurred in the current year , hence the current tax has not been provided.

(ii) Deferred tax

Deferred tax is recognised, subject to the consideration of prudence in respect of deferred tax asset, on timing differences, being the timing differences between taxable income and accounting income that originate in one period and are capable of being reversed in one or more subsequent periods. In view of continuous loss incurred by the company, the deferred tax asset has not been recognised



k) Earnings Per Share

Basic earnings per share are calculated by dividing the net profit or loss for the period attributable to equity share holders by the weighted average number of equity shares outstanding during the period.

l) Provisions and Contingencies

The Company creates a provision when there is a present obligation as a result of a past event that probably requires an outflow of resources and a reliable estimate can be made of the amount of the obligation. A disclosure for a contingent liability is made when there is a possible obligation or a present obligation that may, but probably will not, require an outflow of resources. Where there is a possible obligation or a present obligation in respect of which the likelihood of outflow of resources is remote, no provision or disclosure is made.

Provision for onerous contracts i.e. contracts where the expected unavoidable costs of meeting the obligations under the contract exceed benefits expected to be received under it, are recognised when it is probable that an outflow of resources embodying economic benefits will be required to settle a present obligation as a result of obligating event, based on a reliable estimate of such obligation.



GRAND CONTINENT HOTELS PRIVATE LIMITED

Notes to the financial statements for the year ended 31 March 2023

CIN: U55101TN2011PTC083100

Share Holders Funds

1	Share capital	31st March 2023		31st March 2022	
		Number	Amount (Rs.)	Number	Amount (Rs.)
	Authorised share capital				
	Equity shares of Rs.10 each	10,10,000	1,01,00,000	10,10,000	1,01,00,000
		10,10,000	1,01,00,000	10,10,000	1,01,00,000
	Issued, subscribed and fully paid up				
	Equity shares of Rs.10 each	10,10,000	1,01,00,000	10,10,000	1,01,00,000
	Total	10,10,000	1,01,00,000	10,10,000	1,01,00,000
	(a) Reconciliation of share capital				
		Equity		Equity	
		Number	Amount (Rs.)	Number	Amount (Rs.)
	Balance at the beginning of the period	10,10,000	1,01,00,000	10,10,000	1,01,00,000
	Add : Issued during the period	-	-	-	-
	Balance at the end of the period	10,10,000	1,01,00,000	10,10,000	1,01,00,000

(b) Rights, preferences and restrictions attached to share

The Company has only one class of equity shares having a face value of Rs. 10 per share. Each holder of equity share is entitled to one vote per share.

(c) Shareholders holding more than 5% of the shares

	Number	Percentage (%)	Number	Percentage (%)
Equity shares of Rs.10 each				
Ramesh Shiva	9,59,000	94.95%	9,59,000	94.95%
Vidya Ramesh	51,000	5.05%	51,000	5.05%
Total	10,10,000	100.00%	10,10,000	100.00%

(d) Shares held by Promoter at the end of the year:

Name of the Promoter	No of Shares	% of Total Shares	Percentage change during the year
Equity shares of Rs.10 each			
Ramesh Shiva	9,59,000	94.95%	-
Vidya Ramesh	51,000	5.05%	-
Total	10,10,000	100.00%	-

(e) There are no equity shares issued as bonus, shares issued for consideration other than cash and shares bought back during the period of five years immediately preceding the balance sheet date. Further there are no shares reserved for issue under options.

2	Reserves and surplus	31-03-2023	31-03-2022
	Surplus in Profit and loss account		
	Balance at the beginning of the period	(2,78,74,798)	(1,84,92,133)
	Add: Profits for the period	1,84,18,598	(93,82,665)
	Balance at the end of the period	(94,56,200)	(2,78,74,798)
	Total	(94,56,200)	(2,78,74,798)



GRAND CONTINENT HOTELS PRIVATE LIMITED
Notes to the financial statements for the year ended 31 March 2023
CIN: U55101TN2011PTCo83100

Non Current Liabilities

3 Long-Term Borrowings

	31-03-2023	31-03-2022
Term loans from Banks & Financial Institutions	24,96,40,812	26,70,61,079
Loans and Advance From Related Parties	25,00,000	16,50,218
Loans from Directors	4,64,38,503	6,98,59,239
Other Loans and Advances	4,48,27,667	86,63,292
Total	34,34,06,982	34,72,33,828

4 Deferred Tax Liabilities (Net)

	31-03-2023	31-03-2022
Deferred taxes - Opening Balance	-	84,78,486
On timing differences of depreciation between Companies Act 2013 and Income Tax Act 1961	-	-
Less: Deferred tax reversed during the year	-	(84,78,486)
Total	-	-

Current Liabilities

5 Trade payables

	31-03-2023	31-03-2022
Dues to micro and small enterprises	-	-
Dues to other creditors	41,32,919	35,26,597
Total	41,32,919	35,26,597

6 Other current liabilities

	31-03-2023	31-03-2022
Other payables:		
Accrued salaries and benefits	19,41,611	13,39,387
Expenses payable	8,82,659	8,25,909
Rent payable	31,43,500	13,70,500
Statutory Liabilities	82,88,352	17,15,010
Total	1,42,56,122	52,50,806

7 Short term provisions

	31-03-2023	31-03-2022
Other Short Term Provisions		
Audit Fee payable	32,800	40,000
Total	32,800	40,000



8 Non Current Assets

PROPERTY, PLANT AND EQUIPMENT		TANGIBLE ASSETS					Total
(a) Particulars	Building	Plant & Machinery	Electrical Installations	Furniture and Fixtures	Vehicles		
Gross block							
Balance as at 31 March 2022	28,09,56,108	21,58,597	4,51,982	16,81,021	75,80,661	29,28,28,369	
Additions	53,10,001	-	67,973	12,200	15,08,642	68,98,816	
Disposals	-	-	-	-	-	-	
Reclassification	-	-	-	-	-	-	
Balance as at 31 March 2023	28,62,66,109	21,58,597	5,19,955	16,93,221	90,89,303	29,97,27,185	
(b) Accumulated depreciation and amortisation							
Balance as at 31 March 2022	1,56,15,633	3,33,698	40,619	7,79,536	10,51,306	1,78,20,792	
Depreciation charge	89,11,225	1,36,711	46,324	1,79,819	9,03,368	1,01,77,447	
Reversal on disposal of assets	-	-	-	-	-	-	
Reclassification	-	-	-	-	-	-	
Balance as at 31 March 2023	2,45,26,858	4,70,409	86,943	9,59,355	19,54,674	2,79,98,239	
Net block							
Balance as at 31 March 2023	26,17,39,251	16,88,188	4,33,012	7,33,866	71,34,629	27,17,28,946	
Balance as at 31 March 2022	26,53,40,475	18,24,899	4,11,363	9,01,485	65,29,355	27,50,07,577	

Total of Tangible Assets
 Intangible Assets

26,38,60,451
 -



		Non-Current Assets	
		31-03-2023	31-03-2022
9	Non-Current Investments		
	Investment in equity instruments		
	- Investments in partnership firms	2,04,96,124	-
	Total	2,04,96,124	-
10	Non Current Loans and advances	31-03-2023	31-03-2022
	Other loans and advances		
	Security deposits - Unsecured, considered good	3,65,25,000	2,20,25,000
	Total	3,65,25,000	2,20,25,000
Current Assets			
11	Trade receivables	31-03-2023	31-03-2022
	Outstanding for less than 6 months		
	- Unsecured Considered good	93,54,812	1,99,30,049
	Outstanding for more than 6 months		
	- Unsecured Considered good	-	-
	Total	93,54,812	1,99,30,049
12	Cash and Cash Equivalents	31-03-2023	31-03-2022
	Cash in hand		
	Balances with banks	19,49,186	26,68,891
	- in current accounts	7,79,815	1,08,882
	- in Bank Deposits	2,10,000	14,40,406
	Total	29,39,000	42,18,179
13	Short-Term Loans and Advances	31-03-2023	31-03-2022
	Unsecured considered good		
	- Advance to vendors	9,13,967	4,55,139
	- Balances with revenue authorities	-	1,05,244
	- Tax paid in advance	26,80,010	5,95,325
	- Short-Term Loans and Advances	1,28,39,127	1,46,34,920
	Total	1,64,33,104	1,57,90,628
14	Other Current Assets	31-03-2023	31-03-2022
	Pre-paid expenses	11,60,000	13,05,000
	Total	11,60,000	13,05,000



Revenue

	1st April 2022 to 31st March 2023	1st April 2021 to 31st March 2022
15 Revenue from Operations		
Sales of Services	15,05,93,965	5,83,87,714
Total	15,05,93,965	5,83,87,714
16 Other income		
Interest income on fixed deposit	55,033	-
Other Non operating income	1,64,273	3,573
Income from Partnership firms	24,00,000	-
Total	26,19,306	3,573

Expenses

	1st April 2022 to 31st March 2023	1st April 2021 to 31st March 2022
17 Employee benefit expense		
Salaries and Wages including Bonus, incentives	2,15,84,851	97,09,484
Contributions to provident and other funds	1,46,871	1,22,500
Staff welfare expenses	15,78,647	3,98,678
Directors Remuneration	8,50,000	6,00,000
Total	2,41,60,369	1,08,30,662
18 Finance costs		
Bank Charges	2,52,733	1,53,622
Interest on Borrowings	3,51,35,565	3,04,68,610
Interest on delayed payment of Statutory dues	-	3,098
CGTMSE Fee	1,24,634	1,28,134
Total	3,55,12,932	3,07,53,465
19 Depreciation and amortization expense		
Depreciation of tangible & intangible assets (also refer note 8)	1,01,77,447	97,82,640
Total	1,01,77,447	97,82,640

GRAND CONTINENT HOTELS PRIVATE LIMITED
Notes to the financial statements for the year ended 31 March 2023
CIN: U55101TN2011PTCo83100

	1st April 2022 to 31st March 2023	1st April 2021 to 31st March 2022
20 Other expenses		
Payment to Auditors	80,000	41,000
As Statutory Auditor	80,000	41,000
Advertising Expenses	-	24,250
Business Promotion Expenses	8,77,422	10,73,602
Commission paid	48,82,327	19,21,987
Communication Expenses	13,92,444	8,56,435
Food and Beverages	68,14,799	23,39,137
Lease Rentals	2,01,00,000	37,50,000
Miscellaneous Expenses	7,79,661	4,59,950
Office Maintenance	15,23,614	7,60,930
Printing and stationery	4,61,525	79,380
Power, Fuel & Water	1,11,75,637	60,77,782
Professional Fee Paid	79,65,036	32,44,324
Rates and taxes (excluding taxes on income)	7,40,416	7,07,836
Repairs & Maintenance	28,41,146	14,15,235
Security Charges	14,38,663	90,864
Software Subscription Charges	4,11,461	5,70,151
Travelling and Conveyance	8,13,253	1,74,394
Uniform Washing and Laundry	26,46,520	12,98,415
Total	6,49,43,925	2,48,85,671

Other Disclosures

	1st April 2022 to 31st March 2023	1st April 2021 to 31st March 2022
21 Earning/(loss) per share		

The following reflects the loss and share data used in the basic and diluted EPS computations:

	1st April 2022 to 31st March 2023	1st April 2021 to 31st March 2022
Basic		
Net profit/ (loss) for calculation of basic EPS	1,84,18,598	(93,82,665)
Weighted average number of equity shares in calculating basic EPS	10,10,000	10,10,000
	18.24	(9.29)

	1st April 2022 to 31st March 2023	1st April 2021 to 31st March 2022
Diluted		
Net profit/ (loss) for calculation of diluted EPS	1,84,18,598	(93,82,665)
Weighted average number of equity shares in calculating diluted EPS	10,10,000	10,10,000
	18.24	(9.29)



22

Related party disclosures
(a) Name of party where control exists includes:

<u>Name of party</u>	<u>Nature of relationship</u>
Vittal Vidyaramesh	Director
Ramesh Siva	Director
Deepthi Shiva	Director
Sambasivam	Director's relative
Elysium Holidays India Pvt Ltd	Common Director
Liftx Ventures	Company director has substantial interest in the firm in which Liftx Ventures is a partner
Grand Hotels & Resorts	Company director has substantial interest in the firm.
Grand Continent Hotels-1	Partner in the firm
Grand Seven Hill Hotels	Partner in the firm

(b) Summary of transactions with related parties:

<u>Name of Party</u>	<u>Nature of transactions</u>	<u>31-03-2023</u>	<u>31-03-2022</u>
Vittal Vidyaramesh	Director Remuneration	8,50,000	6,00,000

(c) Summary of balances with related parties:

<u>Name of Party</u>	<u>Nature of transactions</u>	<u>31-03-2023</u>	<u>31-03-2022</u>
Ramesh Siva	Loan outstanding-Liability	2,83,87,599	2,37,35,319
Vittal Vidyaramesh	Loan outstanding-Liability	1,80,50,904	4,19,20,258
Liftx Ventures	Loan outstanding-Liability	25,00,000	-
Elysium Holidays India Pvt Ltd	Expenses reimbursable	-	12,73,584
Elysium Holidays India Pvt Ltd	Amount receivable	3,03,450	-
Grand Hotels & Resorts	Amount receivable	7,34,001	-
Grand Continent Hotels-1	Amount receivable	51,13,470	-
Grand Seven Hill Hotels	Amount receivable	1,49,50,654	-

(d) Terms and conditions of transactions with related parties

The transactions with related parties are made on terms equivalent to those prevailing in arm's length transactions. The outstanding balances are generally unsecured and interest free. There have been no guarantees provided or received for any related party balances.

23

RATIO DISCLOSURE

<u>Particulars</u>	<u>Items</u>	<u>31st March 2023</u>	<u>31st March 2022</u>	<u>% Variance</u>	<u>Reason for variance</u>
1. Current Ratio	Current Assets	2,98,86,916	4,12,43,856		
	Current Liabilities	1,84,21,841	88,17,403		
	Ratio	1.62	4.68	-65.32%	
2. Debt-equity ratio	Total Debt	34,34,06,982	34,72,33,828		
	Shareholder's Equity	6,43,800	(1,77,74,798)		
	Ratio	533.41	(19.54)	2830.49%	
3. Debt Service Coverage Ratio	Earnings available for debt service	5,35,54,163	1,26,07,460		
	Total Debt Service	34,34,06,982	34,72,33,828		Higher sales
	Ratio	0.16	0.04	329.52%	
4. Return on equity ratio	Net Profits after taxes	1,84,18,598	(93,82,665)		
	Average Shareholder's Equity	(85,65,499)	(68,08,615)		
	Ratio	(2.15)	1.38	-256.04%	
6. Trade receivables turnover ratio	Net Credit Sales	15,05,93,965	5,83,87,714		
	Average Accounts Receivable	1,46,42,430	1,48,99,945		Higher sales
	Ratio	10.28	3.92	162.46%	
7. Net capital turnover ratio	Net Sales	15,05,93,965	5,83,87,714		
	Average Working Capital	2,19,45,764	2,75,19,667		Higher sales
	Ratio	6.86	2.12	223.43%	
8. Net profit ratio	Net Profits after taxes	1,84,18,598	(93,82,665)		
	Net Sales	15,05,93,965	5,83,87,714		
	Ratio	0.12	(0.16)	-176.11%	

Note: Inventory Turnover ratio, Trade payables turnover ratio and Return on investment (ROI) are not applicable to the Company and hence not disclosed above.



(i) The Company do not have any Benami property, where any proceeding has been initiated or pending against the Company for holding any Benami property under the Benami Transactions (Prohibition) Act, 1988 and rules made thereunder.

(ii) The Company did not have any transactions with companies struck off under Section 248 of the Companies Act, 2013 or Section 560 of the Companies Act, 1956.

(iii) The Company has not traded or invested in Crypto Currency or Virtual Currency during the financial years ended March 31, 2023 and March 31, 2022.

(iv) The Company has not advanced or loaned or invested funds to any other person(s) or entity(ies), including foreign entities (Intermediaries) with the understanding that the Intermediary shall:

(a) directly or indirectly lend or invest in other persons or entities identified in any manner whatsoever by or on behalf of the Company (Ultimate Beneficiaries); or

(b) provide any guarantee, security or the like to or on behalf of the Ultimate Beneficiaries

(v) The Company has not received any fund from any person(s) or entity(ies), including foreign entities (Funding Party) with the understanding (whether recorded in writing or otherwise) that the Company shall:

(a) directly or indirectly lend or invest in other persons or entities identified in any manner whatsoever by or on behalf of the Funding Party (Ultimate Beneficiaries); or

(b) provide any guarantee, security or the like on behalf of the Ultimate Beneficiaries.

(vi) The Company did not have any such transaction which is not recorded in the books of accounts that has been surrendered or disclosed as income during the year in the tax assessments under the Income Tax Act, 1961 such as, search or survey or any other relevant provisions of the Income Tax Act, 1961.

(vii) The Company is not declared as wilful defaulter by any bank or financial institution or government or any government authority

(viii) The Company has complied with the number of layers prescribed under the Companies Act, 2013.

(ix) The Company has not entered into any scheme of arrangement which has an accounting impact on current or previous financial year.

(x) The Company has not revalued its property, plant and equipment (including right-of-use assets) or intangible assets or both during the current or previous year.



- 25 a) Previous year figures have been regrouped wherever necessary.
b) In the opinion of the management, current assets, loans and advances have a value not less than what is stated in the accounts if realized in the ordinary course of business.
c) Trade Receivables, Loans and Advances, Sundry Creditors are subject to confirmation/reconciliation.

26 **Impact of COVID - 19**

The Company has considered the possible effects that may result from the pandemic relating to COVID - 19 in the preparation of these financial statements. In developing the assumptions relating to the possible future uncertainties in the global economic conditions because of this pandemic, the Company has at the date of approval of these financial statements, used internal and external sources of information and economic forecasts and expects that the carrying amount of these assets will be recovered. The impact of COVID-19 on the financial statements may differ from that estimated as at the date of approval of the financial statements.

Signatures to Notes to Financial statements 1-26



for K Srirangarajan & Associates
Chartered Accountants
ICAI FRN: 004067S
No. 004067S
K Srirangarajan
Proprietor
Membership No: 026104
Place: Bangalore
Date: 30-09-2023

For and on behalf of the Board of Directors

For Grand Continent Hotels Pvt. L.d
Vidya Paul
Director
For Grand Continent Hotels Pvt. L.d
Ramesh Shiva
Director
DIN: 02127241
Place: Bangalore
Date: 30-09-2023
DIN: 02449456
Place: Bangalore
Date: 30-09-2023